

Survey Response Counts

Section: Purpose and Direction

Question / Institution			Strongly Agree	Agree	Neutral	Disagree	Strongly Disagree	Not Applicable	Total
			%	%	%	%	%	%	%
1. Our school's purpose statement is clearly focused on student success.	Silverdale Baptist Academy	Average Score	61.07%	35.73%	2.13%	0.27%	0.53%	0.27%	100%
		4.56	61.07%	35.73%	2.13%	0.27%	0.53%	0.27%	100%
	Total			61.07%	35.73%	2.13%	0.27%	0.53%	0.27%
2. Our school's purpose statement is formally reviewed and revised with involvement from parents.	Silverdale Baptist Academy	Average Score	36.53%	40.8%	15.47%	3.73%	1.07%	2.4%	100%
		4.01	36.53%	40.8%	15.47%	3.73%	1.07%	2.4%	100%
	Total			36.53%	40.8%	15.47%	3.73%	1.07%	2.4%
3. Our school has established goals and a plan for improving student learning.	Silverdale Baptist Academy	Average Score	50.13%	41.07%	6.4%	1.07%	0.8%	0.53%	100%
		4.37	50.13%	41.07%	6.4%	1.07%	0.8%	0.53%	100%
	Total			50.13%	41.07%	6.4%	1.07%	0.8%	0.53%
Total			49.24%	39.2%	8%	1.69%	0.8%	1.07%	100%

Section: Governance and Leadership

Question / Institution			Strongly Agree	Agree	Neutral	Disagree	Strongly Disagree	Not Applicable	Total
			%	%	%	%	%	%	%
4. Our school's governing body operates responsibly and functions effectively.	Silverdale Baptist Academy	Average Score	46.01%	42.98%	9.37%	1.1%	0.28%	0.28%	100%
		4.33	46.01%	42.98%	9.37%	1.1%	0.28%	0.28%	100%
	Total			46.01%	42.98%	9.37%	1.1%	0.28%	0.28%
5. Our school's governing body does not interfere with the operation or leadership of our school.	Silverdale Baptist Academy	Average Score	34.44%	41.32%	19.01%	0.55%	0.28%	4.41%	100%
		3.96	34.44%	41.32%	19.01%	0.55%	0.28%	4.41%	100%
	Total			34.44%	41.32%	19.01%	0.55%	0.28%	4.41%

Question / Institution			Strongly Agree	Agree	Neutral	Disagree	Strongly Disagree	Not Applicable	Total
			%	%	%	%	%	%	%
6. Our school has high expectations for students in all classes.	Silverdale Baptist Academy	Average Score	57.3%	36.64%	4.68%	1.38%	0%	0%	100%
		4.5	57.3%	36.64%	4.68%	1.38%	0%	0%	100%
	Total			57.3%	36.64%	4.68%	1.38%	0%	0%
7. Our school shares responsibility for student learning with its stakeholders.	Silverdale Baptist Academy	Average Score	40.22%	46.01%	10.74%	1.65%	0.55%	0.83%	100%
		4.21	40.22%	46.01%	10.74%	1.65%	0.55%	0.83%	100%
	Total			40.22%	46.01%	10.74%	1.65%	0.55%	0.83%
8. Our school communicates effectively about the school's goals and activities.	Silverdale Baptist Academy	Average Score	49.04%	39.12%	7.44%	3.31%	1.1%	0%	100%
		4.32	49.04%	39.12%	7.44%	3.31%	1.1%	0%	100%
	Total			49.04%	39.12%	7.44%	3.31%	1.1%	0%
9. Our school provides opportunities for stakeholders to be involved in the school.	Silverdale Baptist Academy	Average Score	37.47%	46.56%	11.85%	1.38%	0.83%	1.93%	100%
		4.13	37.47%	46.56%	11.85%	1.38%	0.83%	1.93%	100%
	Total			37.47%	46.56%	11.85%	1.38%	0.83%	1.93%
Total			44.08%	42.1%	10.51%	1.56%	0.51%	1.24%	100%

Section: Teaching and Assessing for Learning

Question / Institution			Strongly Agree	Agree	Neutral	Disagree	Strongly Disagree	Not Applicable	Total
			%	%	%	%	%	%	%
10. All of my child's teachers provide an equitable curriculum that meets his/her learning needs.	Silverdale Baptist Academy	Average Score	36.36%	42.61%	8.81%	9.66%	2.56%	0%	100%
		4.01	36.36%	42.61%	8.81%	9.66%	2.56%	0%	100%
	Total			36.36%	42.61%	8.81%	9.66%	2.56%	0%
11. All of my child's teachers give work that challenges my child.	Silverdale Baptist Academy	Average Score	40.06%	45.45%	7.67%	4.26%	2.56%	0%	100%
		4.16	40.06%	45.45%	7.67%	4.26%	2.56%	0%	100%
	Total			40.06%	45.45%	7.67%	4.26%	2.56%	0%
12. All of my child's teachers use a variety of teaching strategies and learning activities.	Silverdale Baptist Academy	Average Score	34.09%	44.89%	9.94%	8.52%	2.27%	0.28%	100%
		3.99	34.09%	44.89%	9.94%	8.52%	2.27%	0.28%	100%
	Total			34.09%	44.89%	9.94%	8.52%	2.27%	0.28%

Question / Institution			Strongly Agree	Agree	Neutral	Disagree	Strongly Disagree	Not Applicable	Total
			%	%	%	%	%	%	%
13. All of my child's teachers meet his/her learning needs by individualizing instruction.	Silverdale Baptist Academy	Average Score	27.27%	36.65%	18.47%	13.35%	3.41%	0.85%	100%
		3.68	27.27%	36.65%	18.47%	13.35%	3.41%	0.85%	100%
	Total			27.27%	36.65%	18.47%	13.35%	3.41%	0.85%
14. All of my child's teachers work as a team to help my child learn.	Silverdale Baptist Academy	Average Score	33.24%	37.78%	17.33%	9.37%	1.99%	0.28%	100%
		3.9	33.24%	37.78%	17.33%	9.37%	1.99%	0.28%	100%
	Total			33.24%	37.78%	17.33%	9.37%	1.99%	0.28%
15. All of my child's teachers help me to understand my child's progress.	Silverdale Baptist Academy	Average Score	31.82%	41.76%	15.34%	8.24%	2.84%	0%	100%
		3.91	31.82%	41.76%	15.34%	8.24%	2.84%	0%	100%
	Total			31.82%	41.76%	15.34%	8.24%	2.84%	0%
16. All of my child's teachers keep me informed regularly of how my child is being graded.	Silverdale Baptist Academy	Average Score	33.81%	37.22%	15.06%	10.8%	2.84%	0.28%	100%
		3.88	33.81%	37.22%	15.06%	10.8%	2.84%	0.28%	100%
	Total			33.81%	37.22%	15.06%	10.8%	2.84%	0.28%
17. All of my child's teachers report on my child's progress in easy to understand language.	Silverdale Baptist Academy	Average Score	36.65%	44.03%	13.92%	3.12%	1.14%	1.14%	100%
		4.09	36.65%	44.03%	13.92%	3.12%	1.14%	1.14%	100%
	Total			36.65%	44.03%	13.92%	3.12%	1.14%	1.14%
18. My child sees a relationship between what is being taught and his/her everyday life.	Silverdale Baptist Academy	Average Score	29.26%	49.15%	15.06%	5.4%	1.14%	0%	100%
		4.0	29.26%	49.15%	15.06%	5.4%	1.14%	0%	100%
	Total			29.26%	49.15%	15.06%	5.4%	1.14%	0%
19. My child knows the expectations for learning in all classes.	Silverdale Baptist Academy	Average Score	39.77%	48.3%	7.1%	3.41%	1.42%	0%	100%
		4.22	39.77%	48.3%	7.1%	3.41%	1.42%	0%	100%
	Total			39.77%	48.3%	7.1%	3.41%	1.42%	0%
20. My child has at least one adult advocate in the school.	Silverdale Baptist Academy	Average Score	39.77%	42.33%	13.35%	1.7%	0.57%	2.27%	100%
		4.12	39.77%	42.33%	13.35%	1.7%	0.57%	2.27%	100%
	Total			39.77%	42.33%	13.35%	1.7%	0.57%	2.27%
21. My child is given multiple assessments to measure his/her understanding of what was taught.	Silverdale Baptist Academy	Average Score	28.12%	51.99%	11.65%	5.68%	1.99%	0.57%	100%
		3.97	28.12%	51.99%	11.65%	5.68%	1.99%	0.57%	100%
	Total			28.12%	51.99%	11.65%	5.68%	1.99%	0.57%

Question / Institution			Strongly Agree	Agree	Neutral	Disagree	Strongly Disagree	Not Applicable	Total
			%	%	%	%	%	%	%
22. My child has up-to-date computers and other technology to learn.	Silverdale Baptist Academy	Average Score	54.26%	39.2%	5.11%	0%	0.28%	1.14%	100%
		4.44	54.26%	39.2%	5.11%	0%	0.28%	1.14%	100%
	Total			54.26%	39.2%	5.11%	0%	0.28%	1.14%
23. My child has access to support services based on his/her identified needs.	Silverdale Baptist Academy	Average Score	34.09%	43.18%	15.34%	3.12%	0.85%	3.41%	100%
		3.96	34.09%	43.18%	15.34%	3.12%	0.85%	3.41%	100%
	Total			34.09%	43.18%	15.34%	3.12%	0.85%	3.41%
Total			35.61%	43.18%	12.44%	6.19%	1.85%	0.73%	100%

Section: Resources and Support Systems

Question / Institution			Strongly Agree	Agree	Neutral	Disagree	Strongly Disagree	Not Applicable	Total
			%	%	%	%	%	%	%
24. Our school provides qualified staff members to support student learning.	Silverdale Baptist Academy	Average Score	41.16%	43.77%	8.12%	5.22%	1.45%	0.29%	100%
		4.17	41.16%	43.77%	8.12%	5.22%	1.45%	0.29%	100%
	Total			41.16%	43.77%	8.12%	5.22%	1.45%	0.29%
25. Our school provides an adequate supply of learning resources that are current and in good condition.	Silverdale Baptist Academy	Average Score	48.7%	47.25%	3.19%	0.58%	0.29%	0%	100%
		4.43	48.7%	47.25%	3.19%	0.58%	0.29%	0%	100%
	Total			48.7%	47.25%	3.19%	0.58%	0.29%	0%
26. Our school provides a safe learning environment.	Silverdale Baptist Academy	Average Score	66.38%	31.01%	2.03%	0.58%	0%	0%	100%
		4.63	66.38%	31.01%	2.03%	0.58%	0%	0%	100%
	Total			66.38%	31.01%	2.03%	0.58%	0%	0%
27. Our school provides students with access to a variety of information resources to support their learning.	Silverdale Baptist Academy	Average Score	44.06%	47.83%	6.67%	0.87%	0%	0.58%	100%
		4.33	44.06%	47.83%	6.67%	0.87%	0%	0.58%	100%
	Total			44.06%	47.83%	6.67%	0.87%	0%	0.58%

Question / Institution			Strongly Agree	Agree	Neutral	Disagree	Strongly Disagree	Not Applicable	Total
			%	%	%	%	%	%	%
28. Our school provides excellent support services (e.g., counseling, and/or career planning).	Silverdale Baptist Academy	Average Score	30.72%	39.13%	17.97%	5.51%	0.58%	6.09%	100%
		3.76	30.72%	39.13%	17.97%	5.51%	0.58%	6.09%	100%
	Total			30.72%	39.13%	17.97%	5.51%	0.58%	6.09%
29. Our school provides opportunities for students to participate in activities that interest them.	Silverdale Baptist Academy	Average Score	42.03%	44.35%	10.14%	2.61%	0.29%	0.58%	100%
		4.23	42.03%	44.35%	10.14%	2.61%	0.29%	0.58%	100%
	Total			42.03%	44.35%	10.14%	2.61%	0.29%	0.58%
30. Our school ensures that the facilities support student learning.	Silverdale Baptist Academy	Average Score	48.99%	45.22%	4.93%	0.58%	0.29%	0%	100%
		4.42	48.99%	45.22%	4.93%	0.58%	0.29%	0%	100%
	Total			48.99%	45.22%	4.93%	0.58%	0.29%	0%
31. Our school ensures the effective use of financial resources.	Silverdale Baptist Academy	Average Score	36.81%	42.32%	14.78%	2.61%	1.45%	2.03%	100%
		4.04	36.81%	42.32%	14.78%	2.61%	1.45%	2.03%	100%
	Total			36.81%	42.32%	14.78%	2.61%	1.45%	2.03%
32. Our school ensures that instructional time is protected and interruptions are minimized.	Silverdale Baptist Academy	Average Score	37.68%	46.96%	9.57%	4.35%	1.16%	0.29%	100%
		4.15	37.68%	46.96%	9.57%	4.35%	1.16%	0.29%	100%
	Total			37.68%	46.96%	9.57%	4.35%	1.16%	0.29%
Total			44.06%	43.09%	8.6%	2.54%	0.61%	1.1%	100%

Section: Using Results for Continuous Improvement

Question / Institution			Strongly Agree	Agree	Neutral	Disagree	Strongly Disagree	Not Applicable	Total
			%	%	%	%	%	%	%
33. Our school ensures that all staff members monitor and report the achievement of school goals.	Silverdale Baptist Academy	Average Score	32.84%	45.45%	16.72%	2.05%	0.59%	2.35%	100%
		4.01	32.84%	45.45%	16.72%	2.05%	0.59%	2.35%	100%
	Total			32.84%	45.45%	16.72%	2.05%	0.59%	2.35%

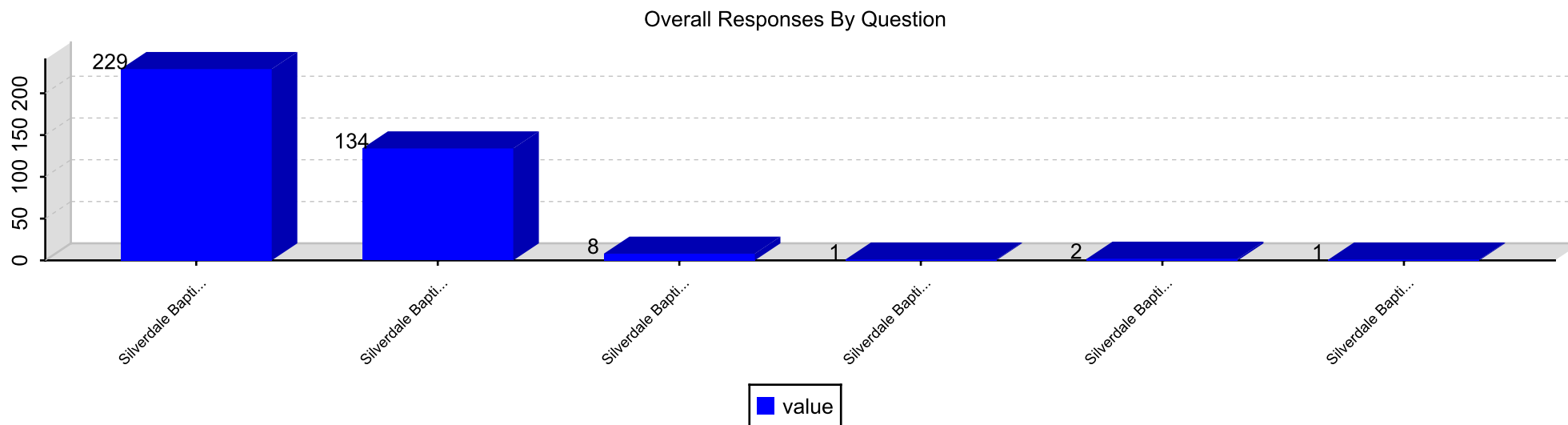
Question / Institution		Strongly Agree	Agree	Neutral	Disagree	Strongly Disagree	Not Applicable	Total	
		%	%	%	%	%	%	%	
34. My child is prepared for success in the next school year.	Silverdale Baptist Academy	Average Score	37.24%	47.51%	10.85%	3.81%	0.29%	0.29%	100%
		4.17	37.24%	47.51%	10.85%	3.81%	0.29%	0.29%	100%
	Total			37.24%	47.51%	10.85%	3.81%	0.29%	0.29%
35. My child has administrators and teachers that monitor and inform me of his/her learning progress.	Silverdale Baptist Academy	Average Score	36.66%	45.75%	9.09%	7.04%	1.47%	0%	100%
		4.09	36.66%	45.75%	9.09%	7.04%	1.47%	0%	100%
	Total			36.66%	45.75%	9.09%	7.04%	1.47%	0%
Total			35.58%	46.24%	12.22%	4.3%	0.78%	0.88%	100%

Responses By Section and Question

Section: Purpose and Direction

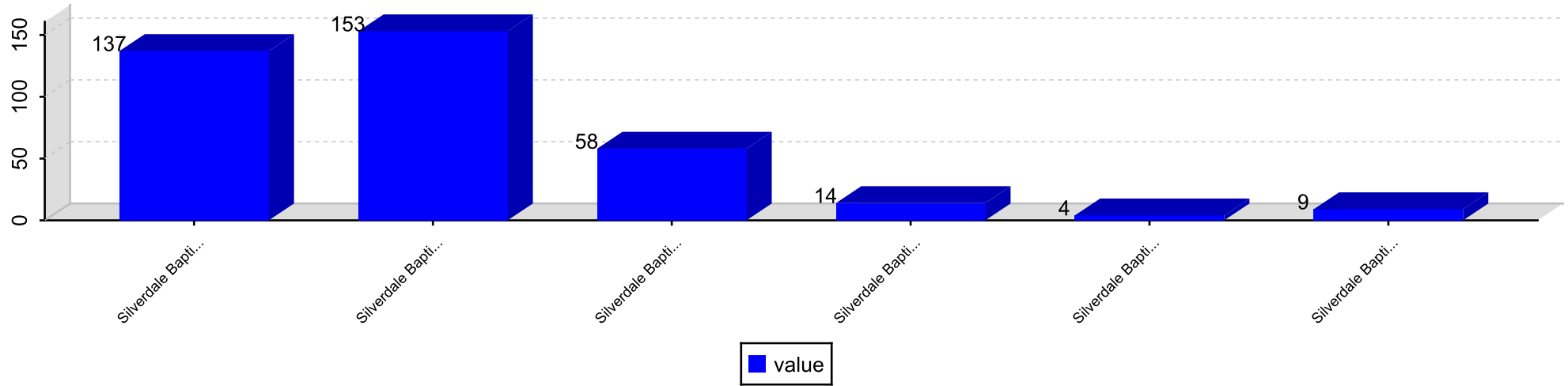
Responses By Question

Question 1. Our school's purpose statement is clearly focused on student success.



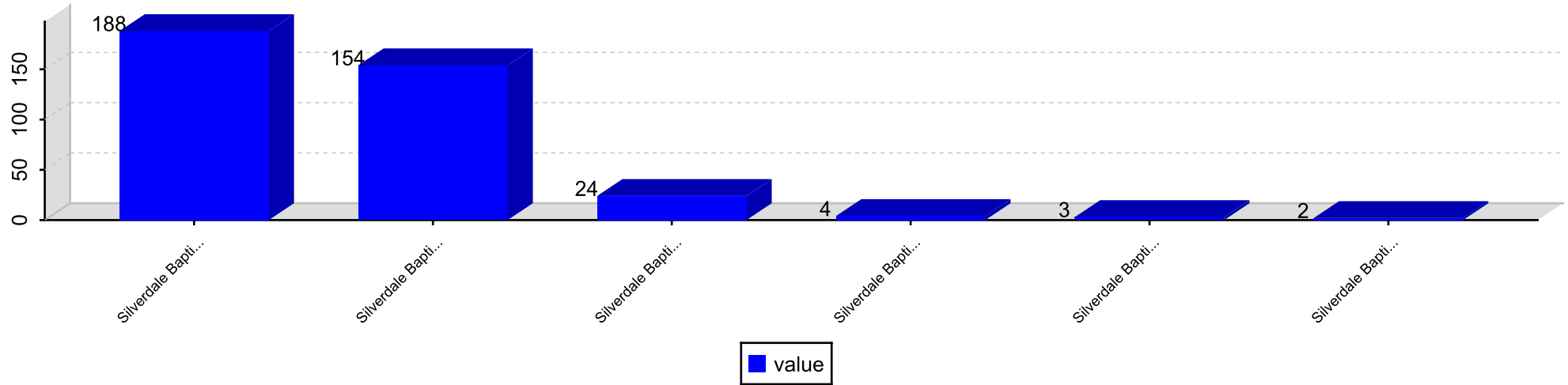
Question 2. Our school's purpose statement is formally reviewed and revised with involvement from parents.

Overall Responses By Question



Question 3. Our school has established goals and a plan for improving student learning.

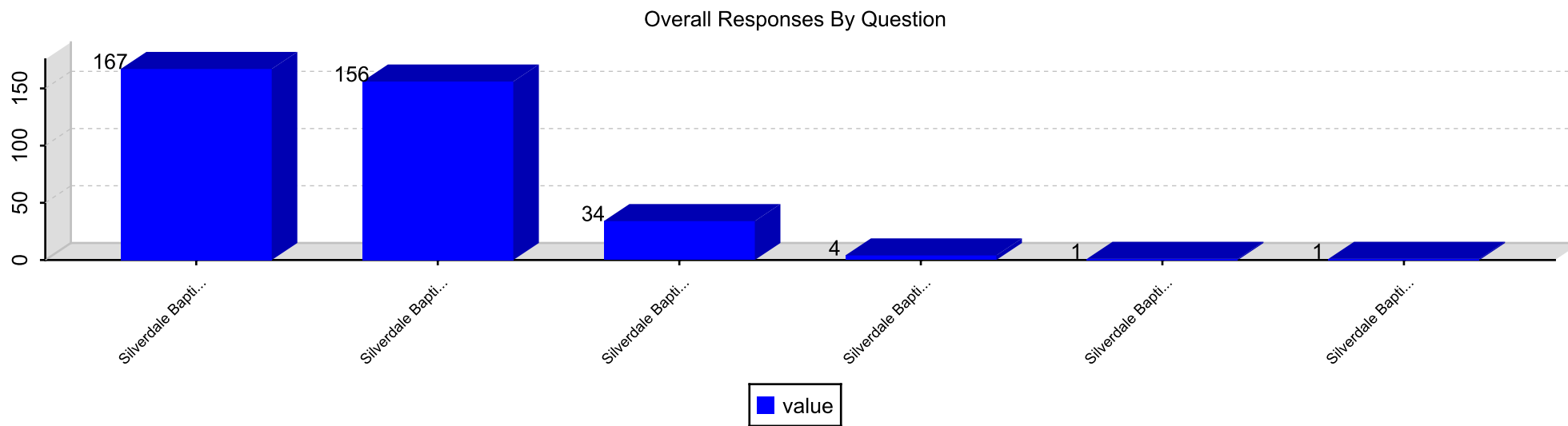
Overall Responses By Question



Section: Governance and Leadership

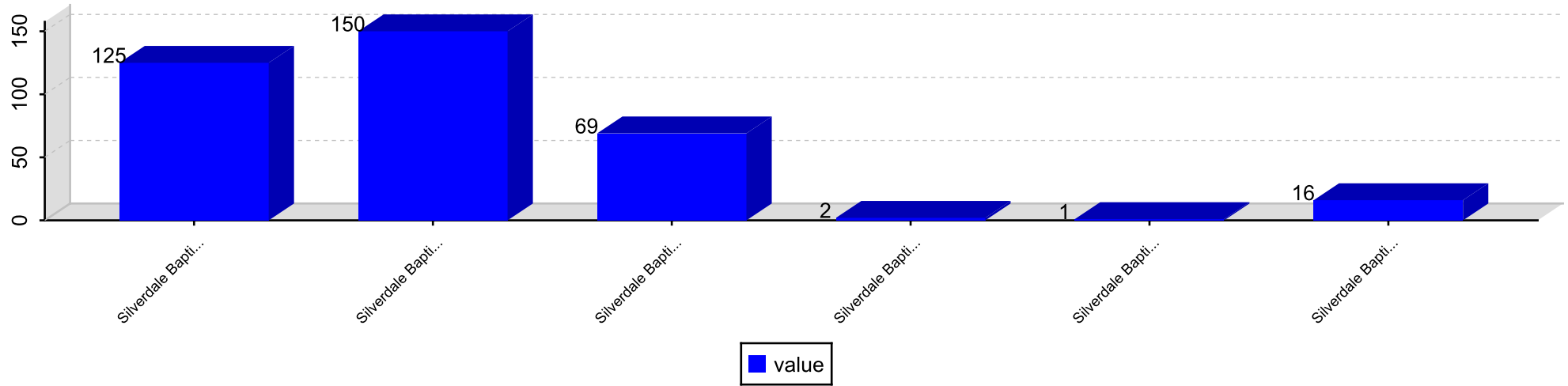
Responses By Question

Question 4. Our school's governing body operates responsibly and functions effectively.



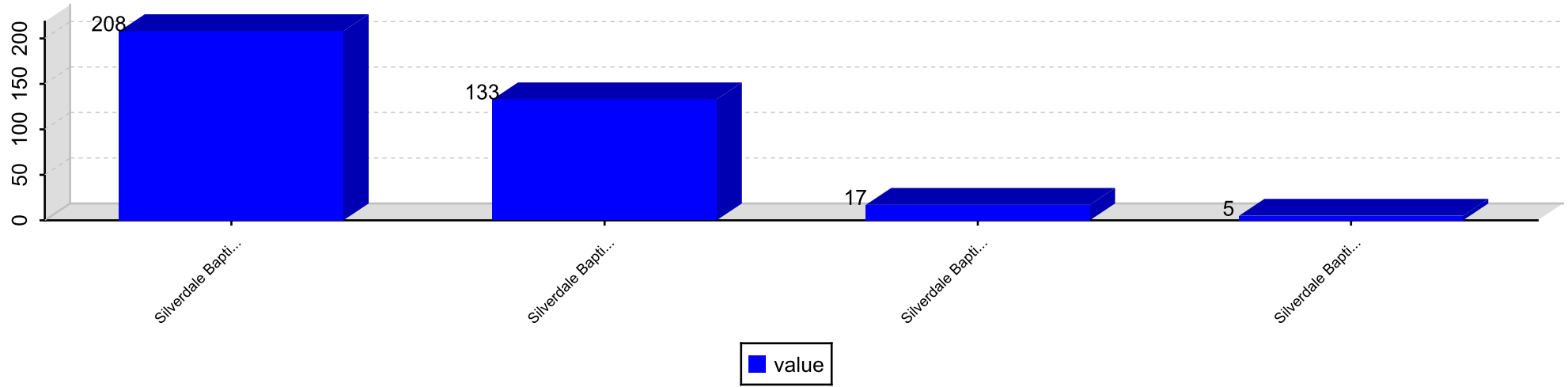
Question 5. Our school's governing body does not interfere with the operation or leadership of our school.

Overall Responses By Question

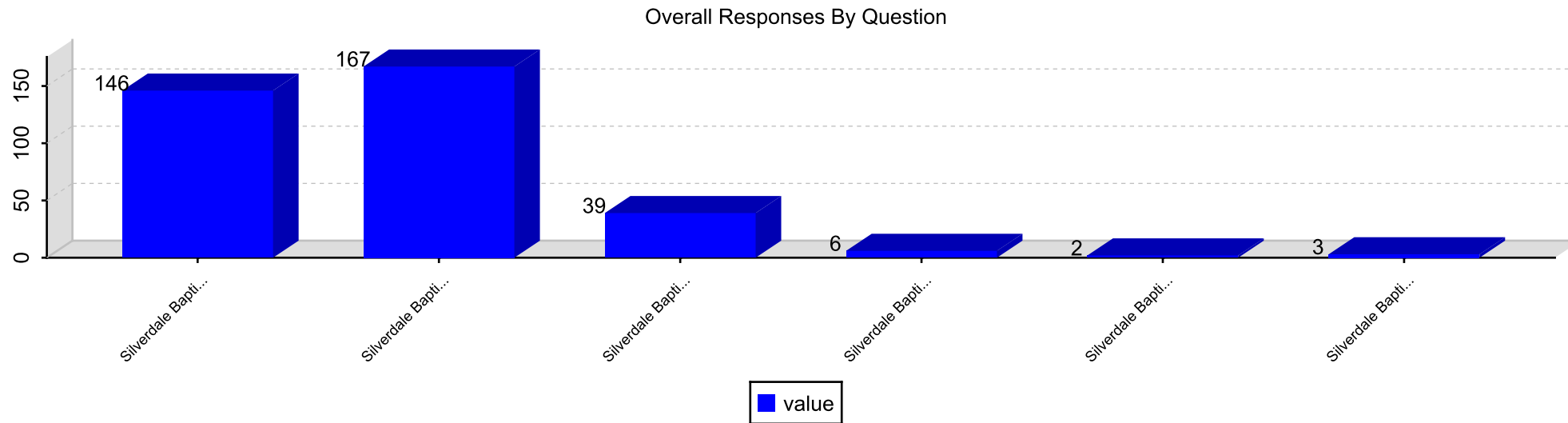


Question 6. Our school has high expectations for students in all classes.

Overall Responses By Question

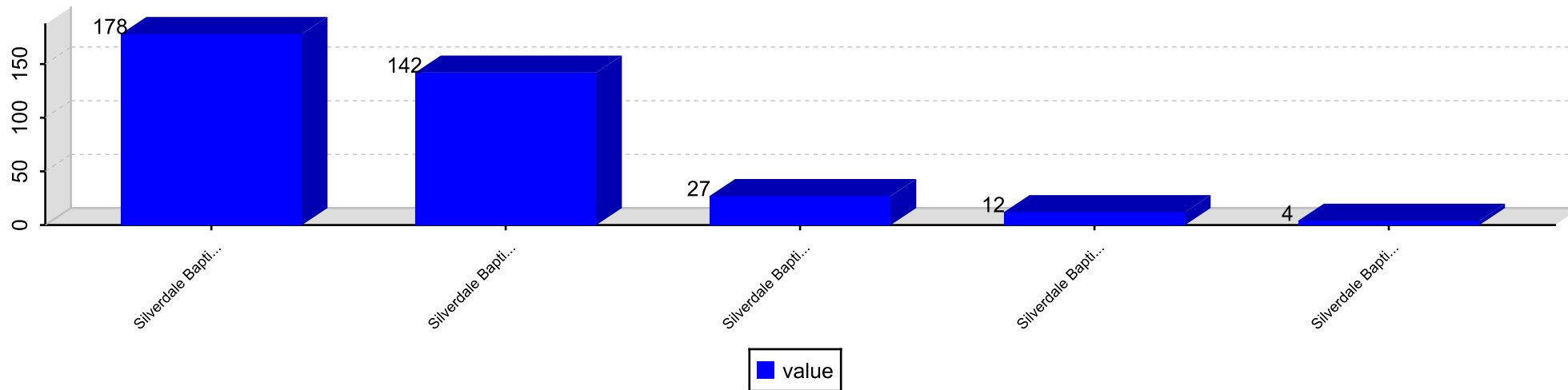


Question 7. Our school shares responsibility for student learning with its stakeholders.



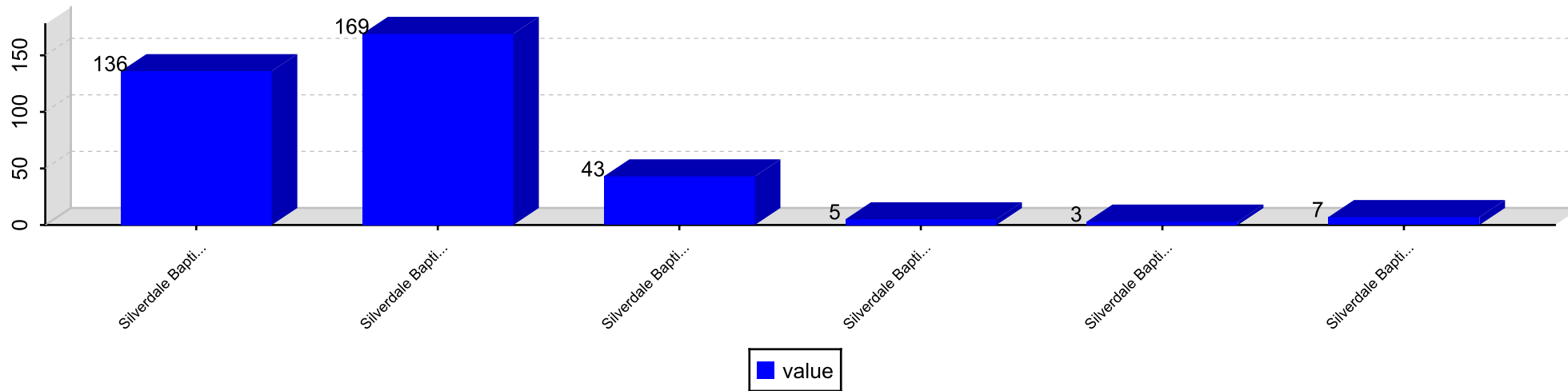
Question 8. Our school communicates effectively about the school's goals and activities.

Overall Responses By Question



Question 9. Our school provides opportunities for stakeholders to be involved in the school.

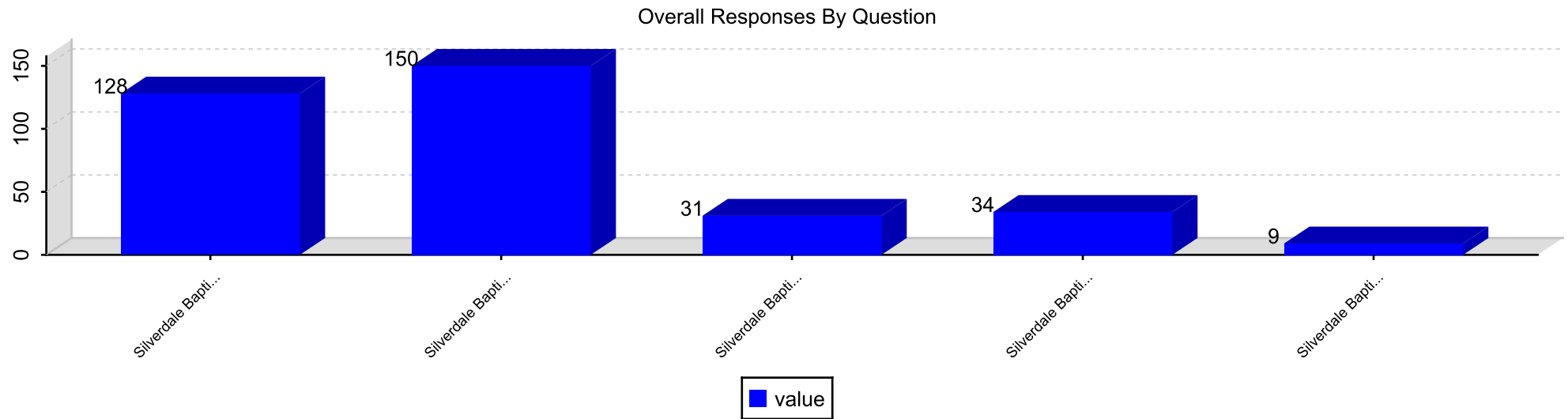
Overall Responses By Question



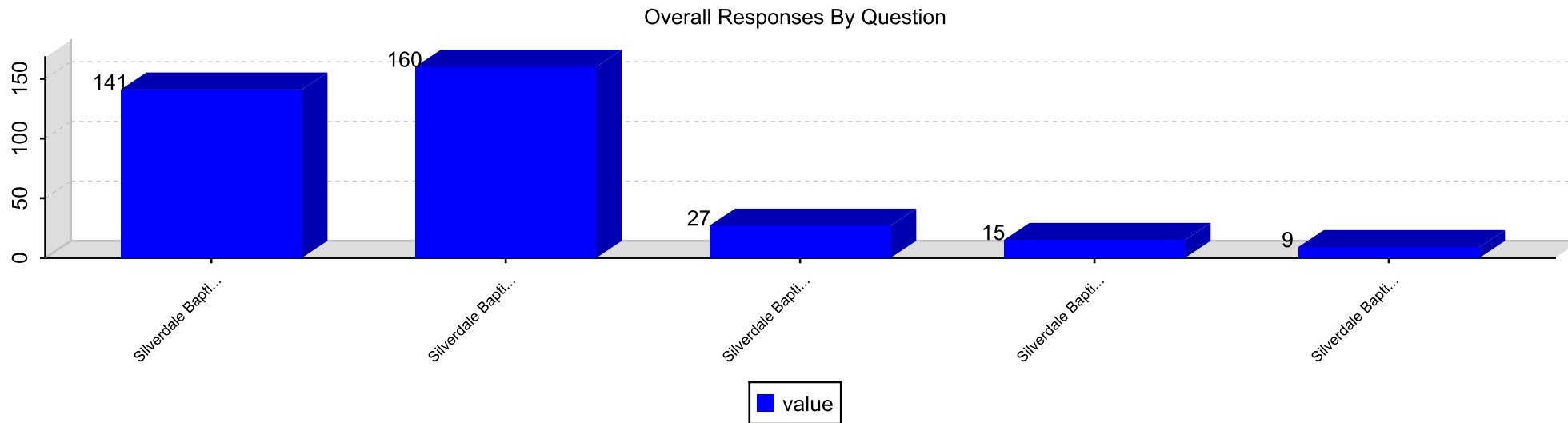
Section: Teaching and Assessing for Learning

Responses By Question

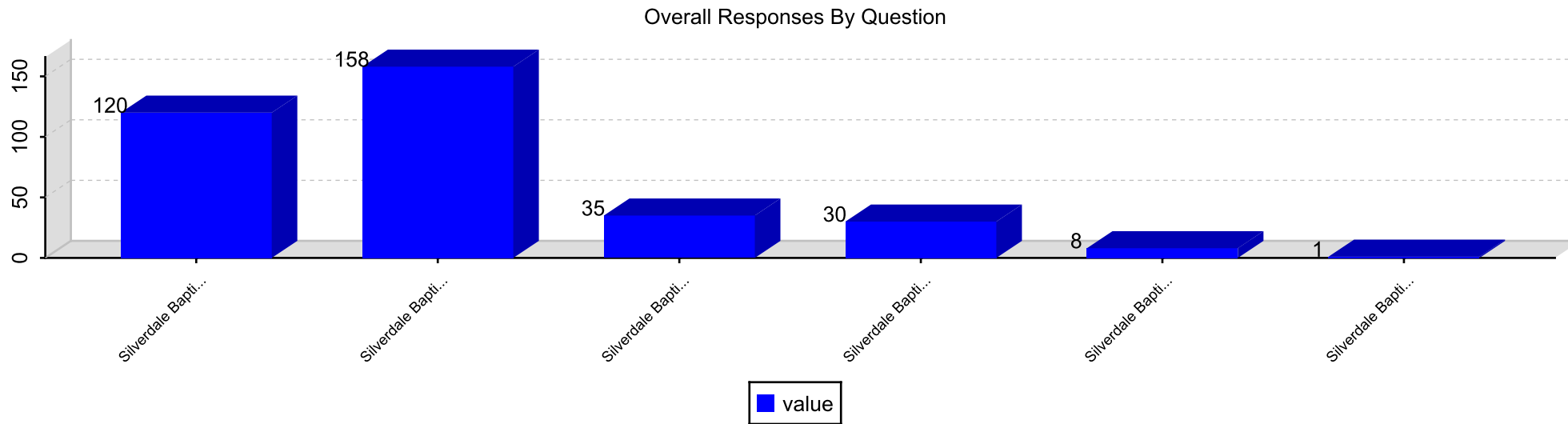
Question 10. All of my child's teachers provide an equitable curriculum that meets his/her learning needs.



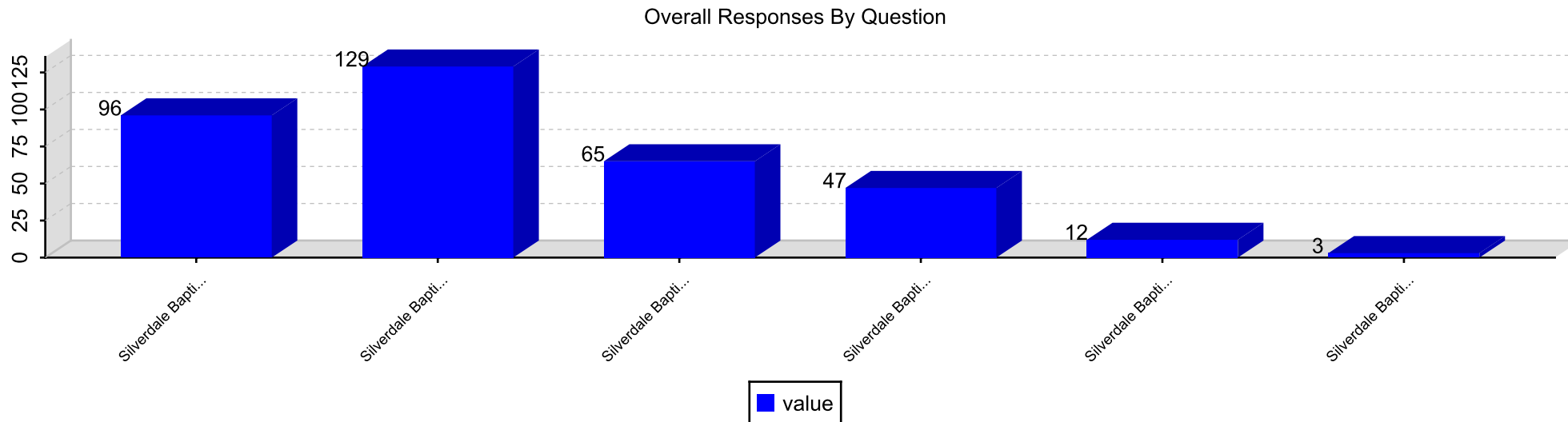
Question 11. All of my child's teachers give work that challenges my child.



Question 12. All of my child's teachers use a variety of teaching strategies and learning activities.

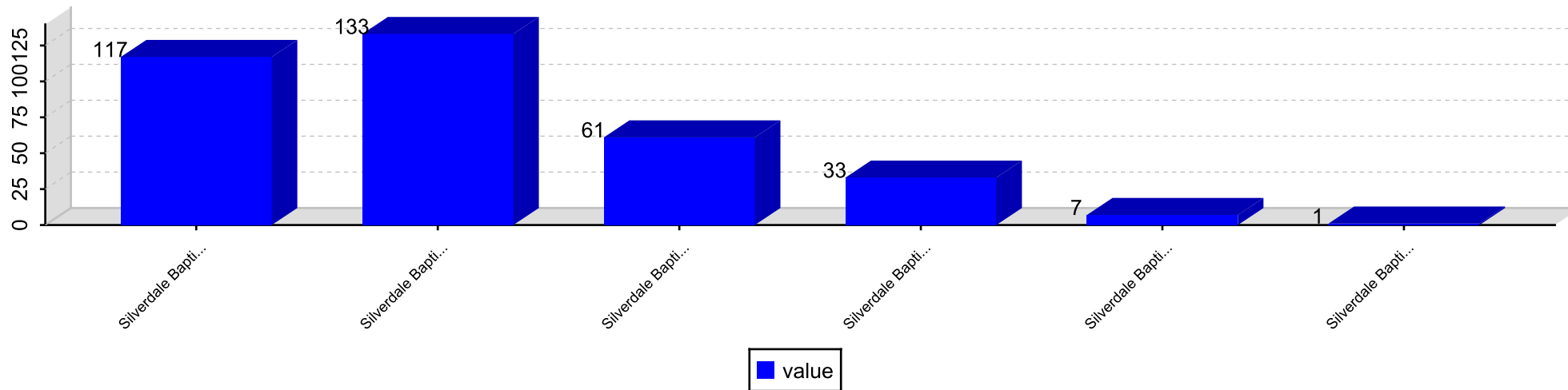


Question 13. All of my child's teachers meet his/her learning needs by individualizing instruction.



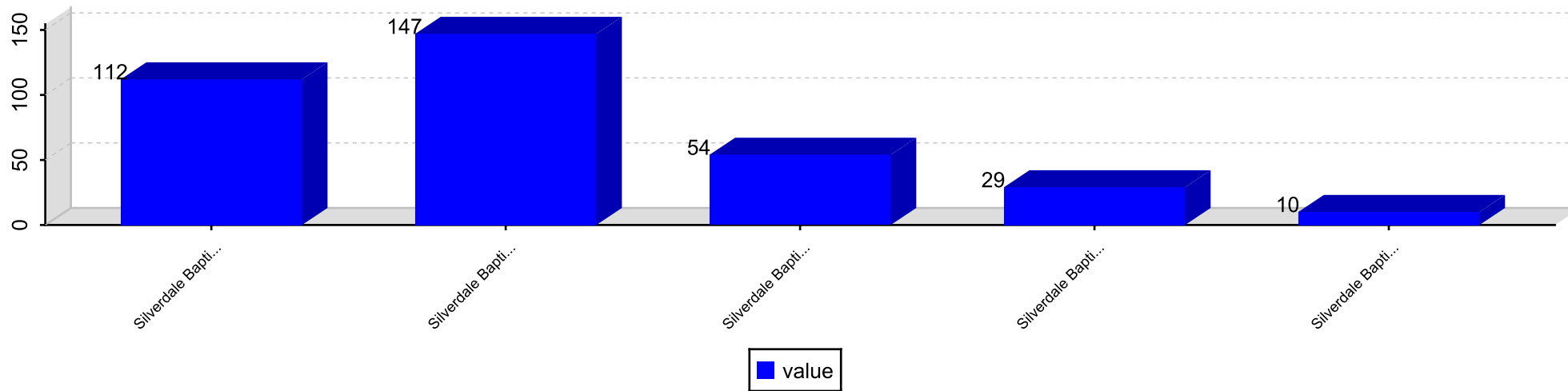
Question 14. All of my child's teachers work as a team to help my child learn.

Overall Responses By Question

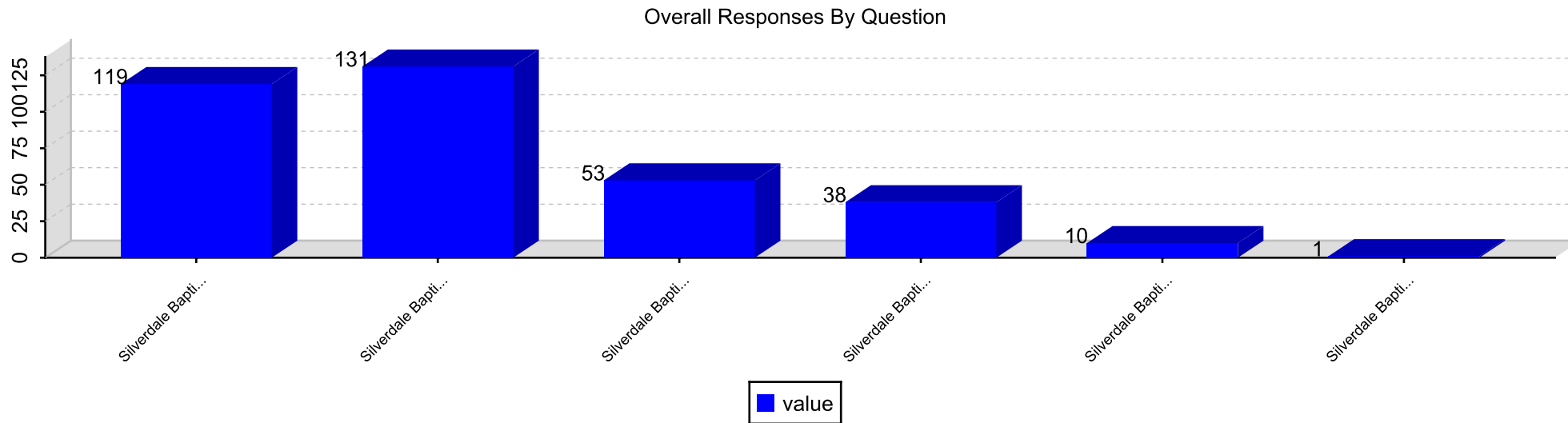


Question 15. All of my child's teachers help me to understand my child's progress.

Overall Responses By Question

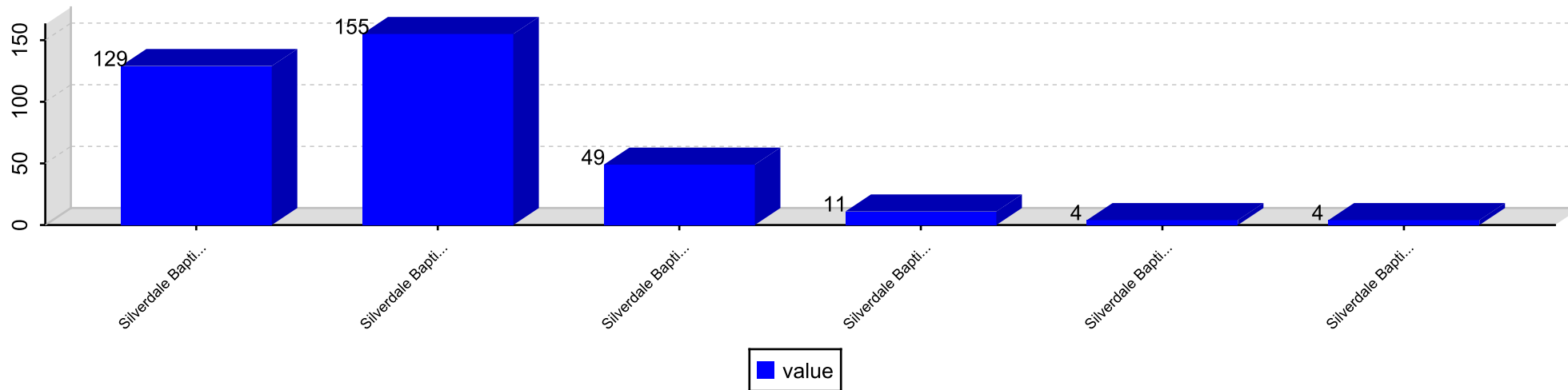


Question 16. All of my child's teachers keep me informed regularly of how my child is being graded.



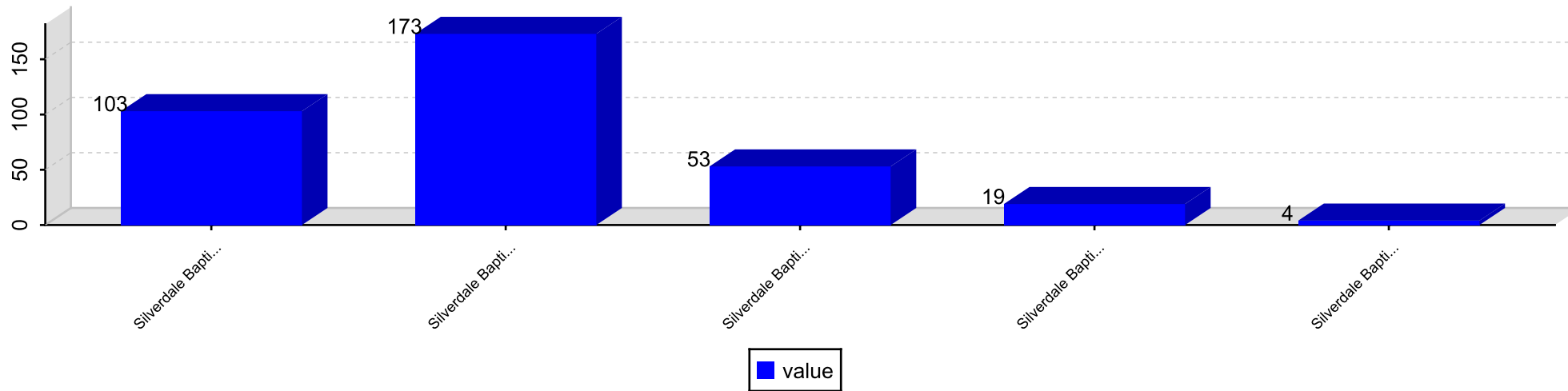
Question 17. All of my child's teachers report on my child's progress in easy to understand language.

Overall Responses By Question

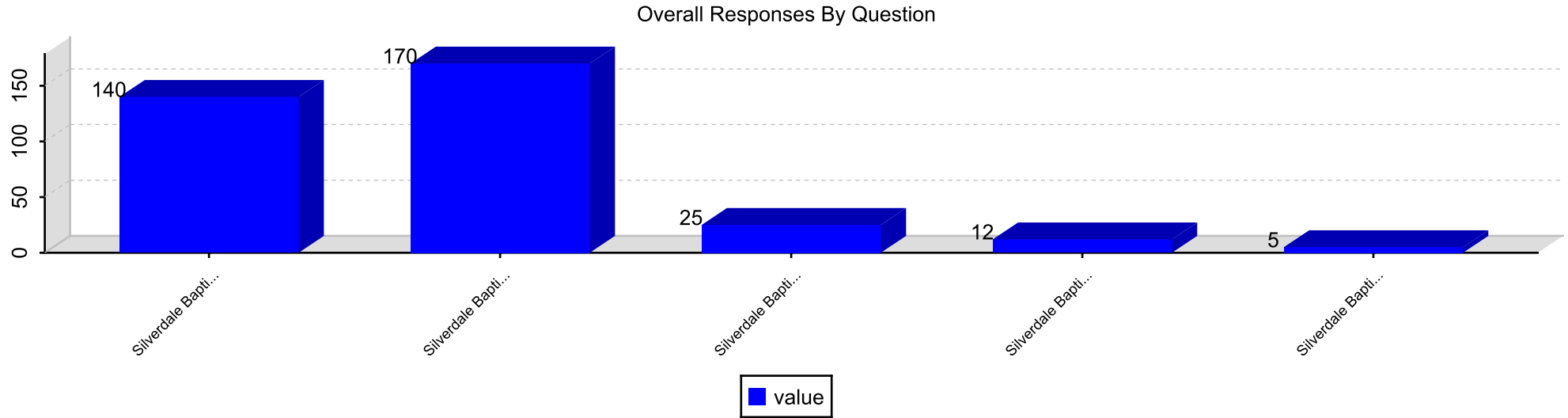


Question 18. My child sees a relationship between what is being taught and his/her everyday life.

Overall Responses By Question

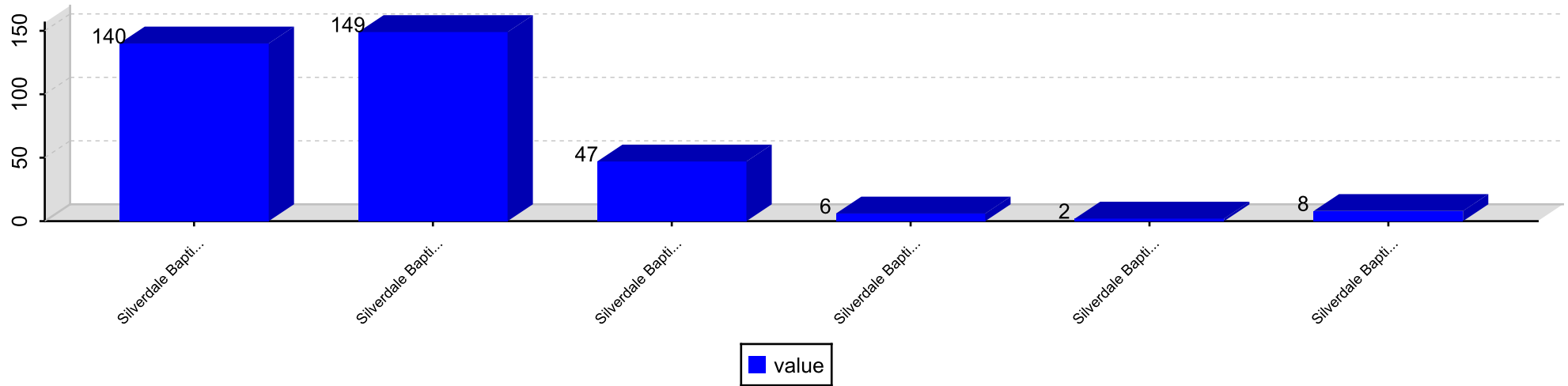


Question 19. My child knows the expectations for learning in all classes.



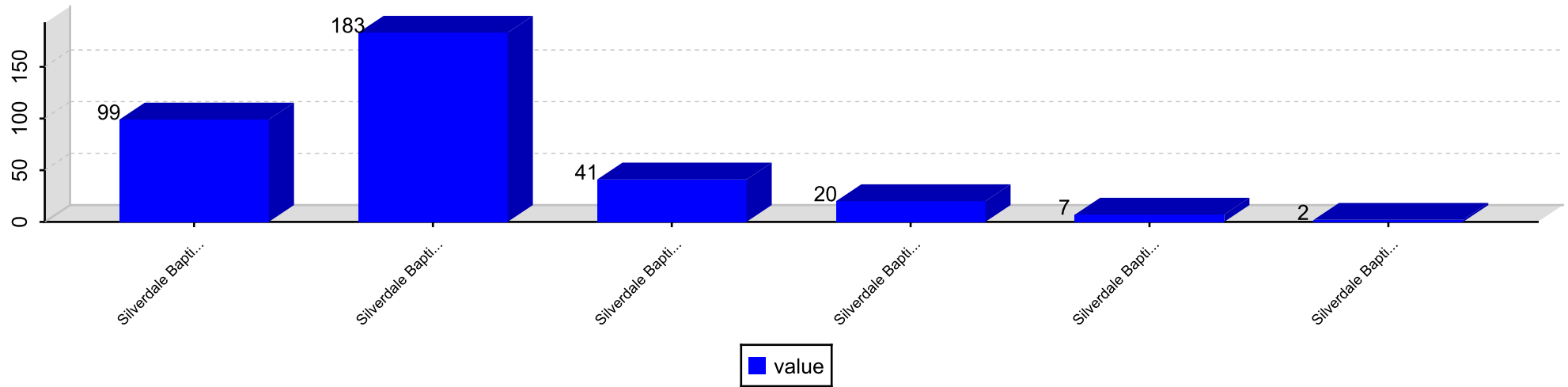
Question 20. My child has at least one adult advocate in the school.

Overall Responses By Question

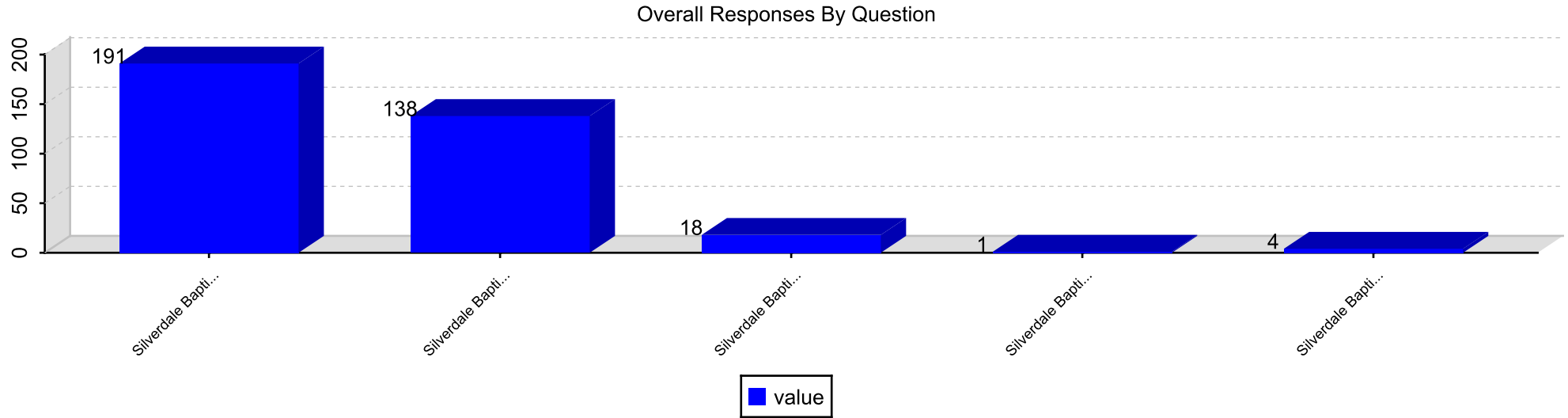


Question 21. My child is given multiple assessments to measure his/her understanding of what was taught.

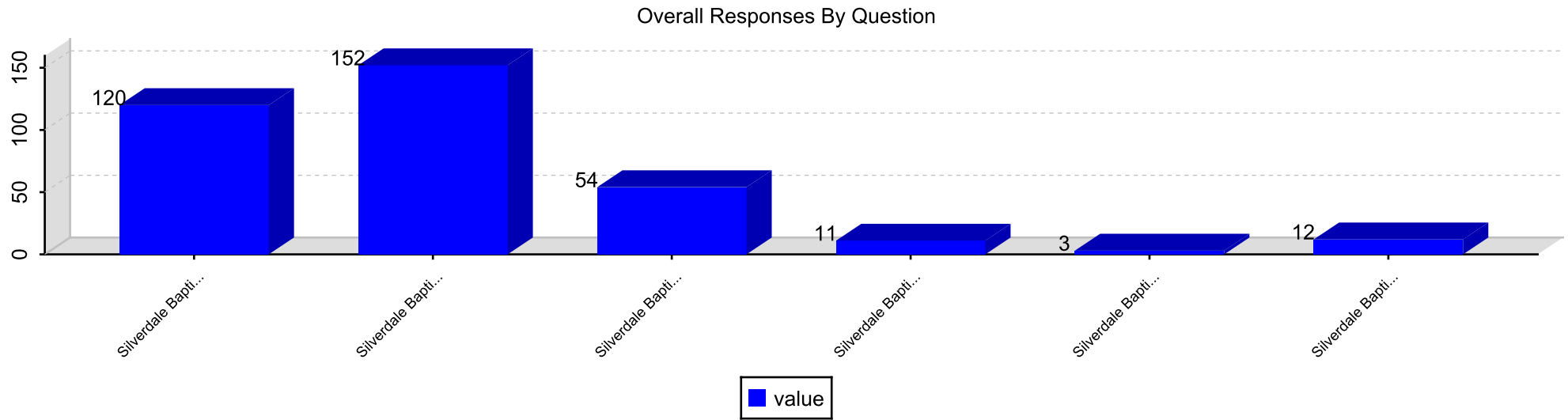
Overall Responses By Question



Question 22. My child has up-to-date computers and other technology to learn.



Question 23. My child has access to support services based on his/her identified needs.

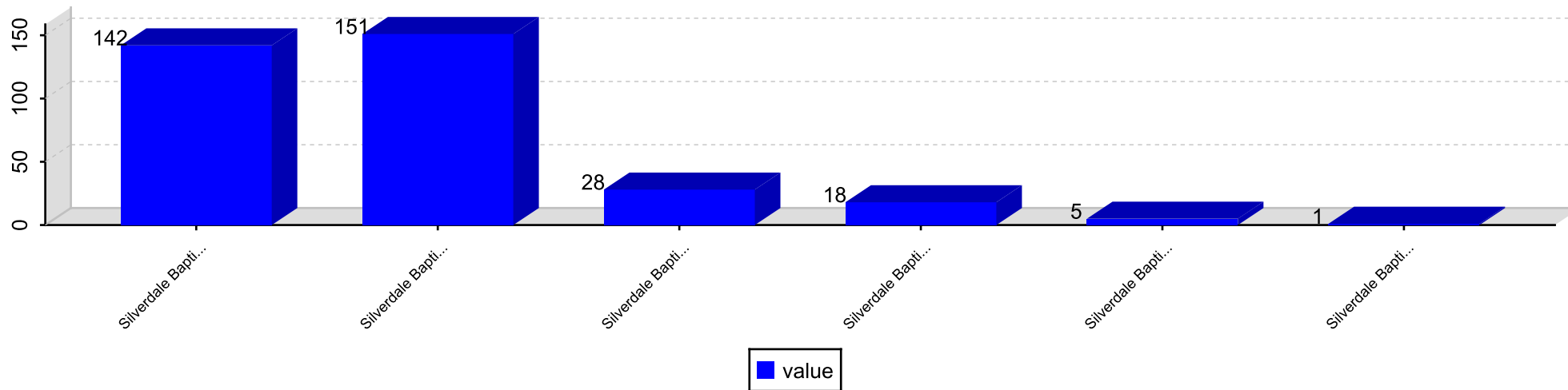


Section: Resources and Support Systems

Responses By Question

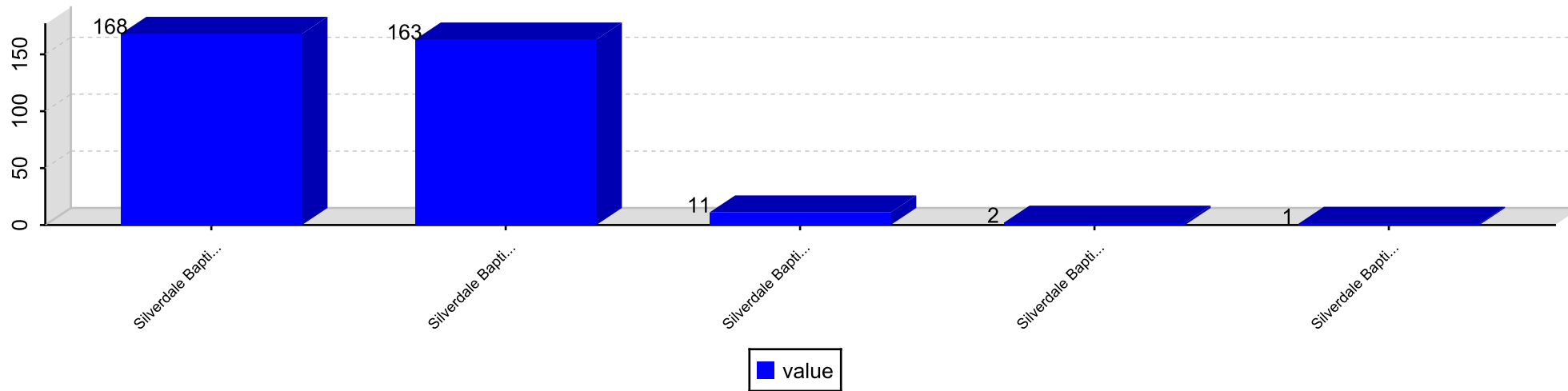
Question 24. Our school provides qualified staff members to support student learning.

Overall Responses By Question

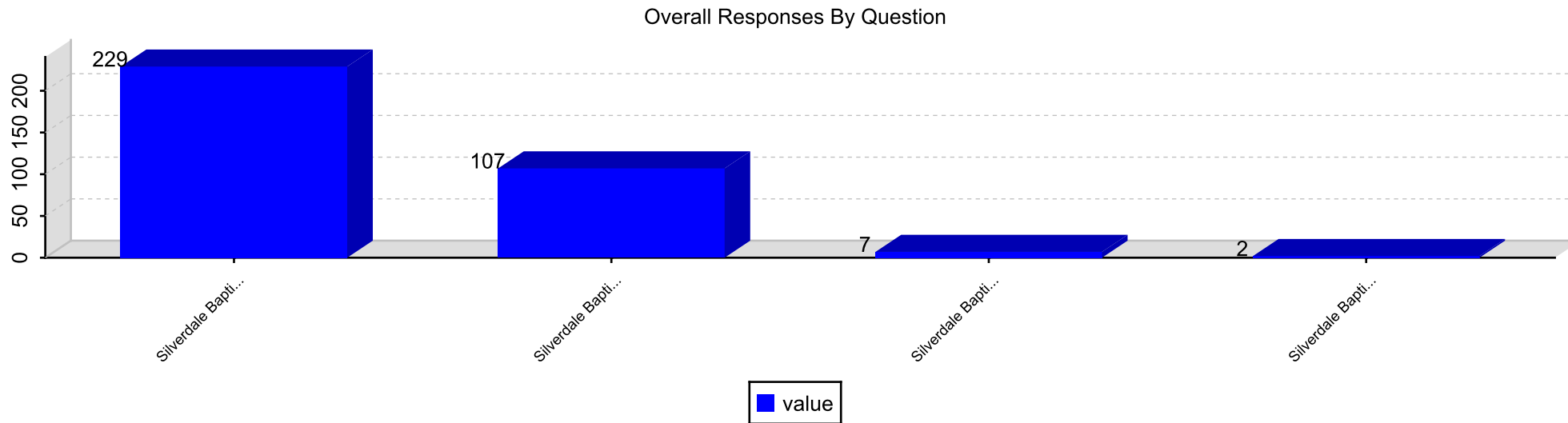


Question 25. Our school provides an adequate supply of learning resources that are current and in good condition.

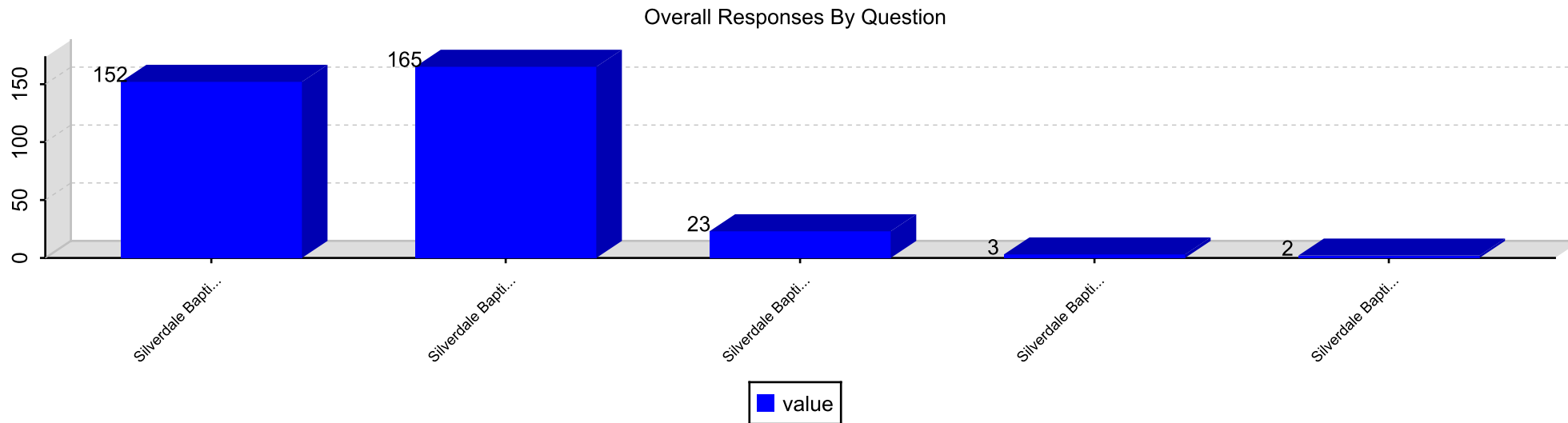
Overall Responses By Question



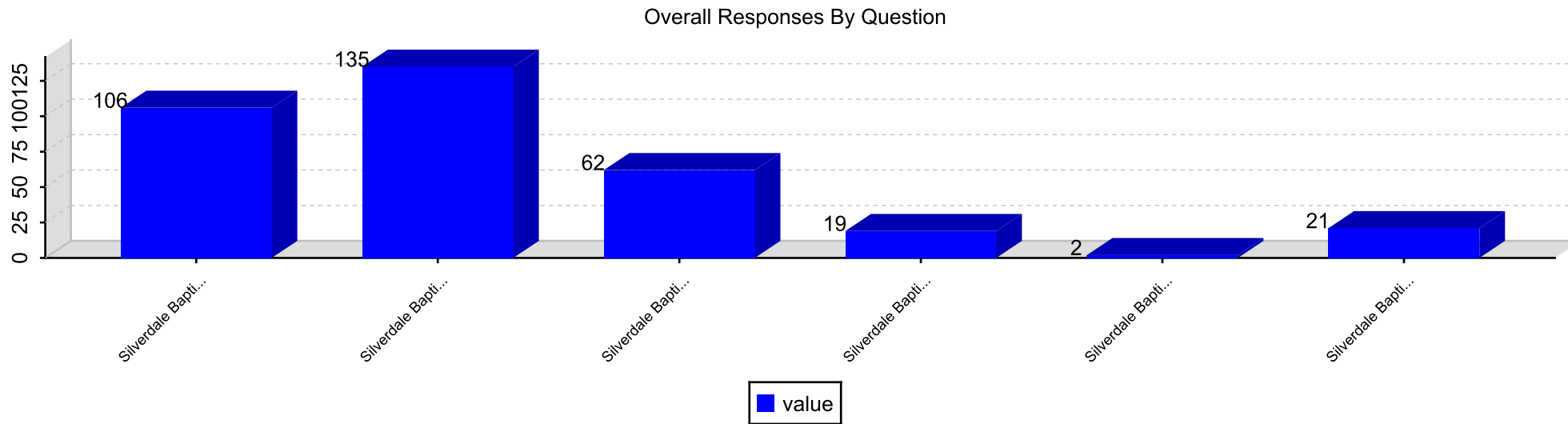
Question 26. Our school provides a safe learning environment.



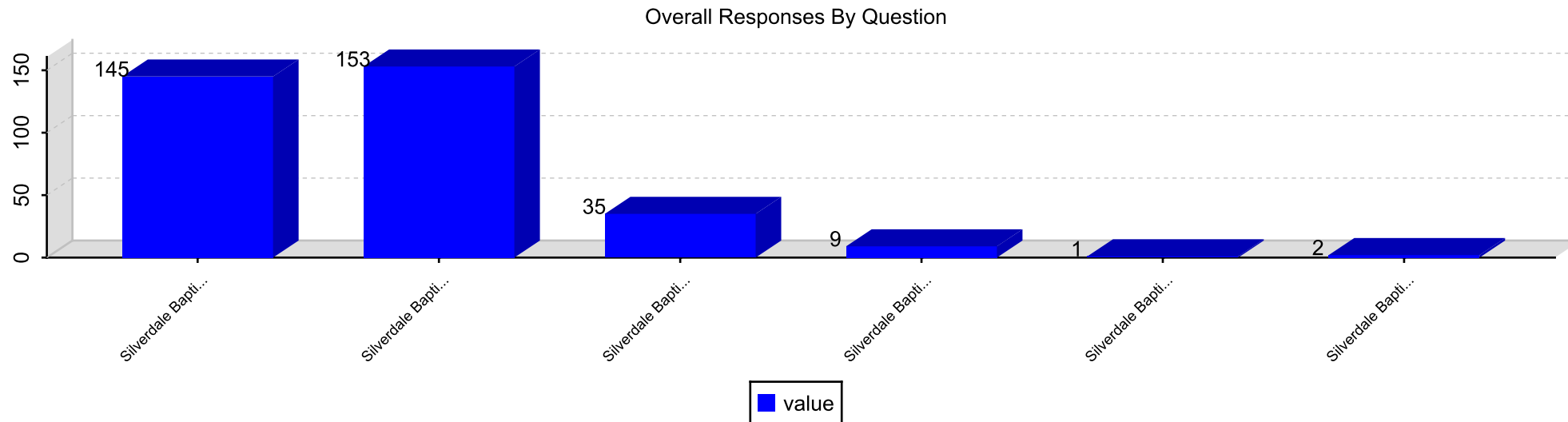
Question 27. Our school provides students with access to a variety of information resources to support their learning.



Question 28. Our school provides excellent support services (e.g., counseling, and/or career planning).

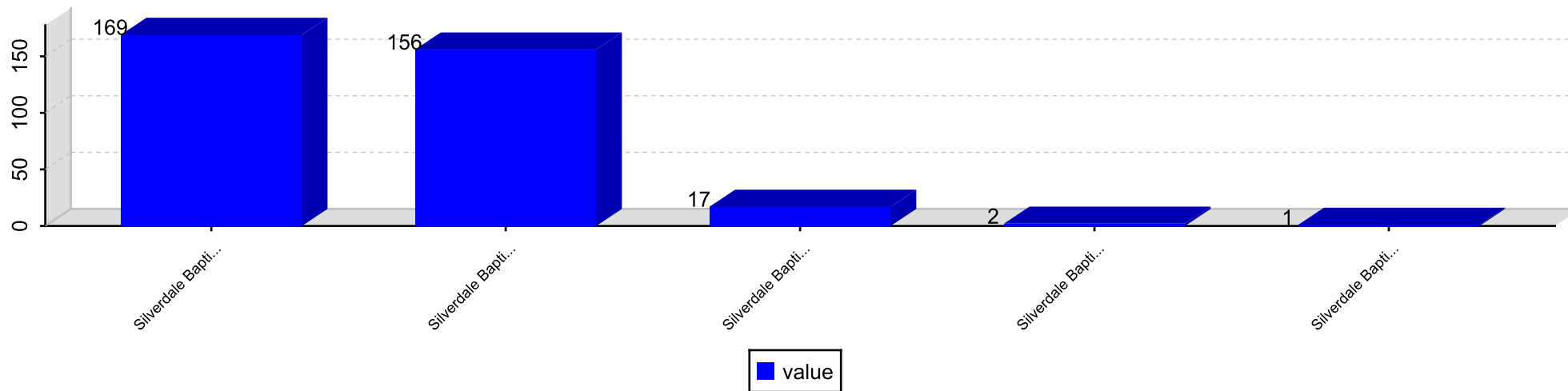


Question 29. Our school provides opportunities for students to participate in activities that interest them.



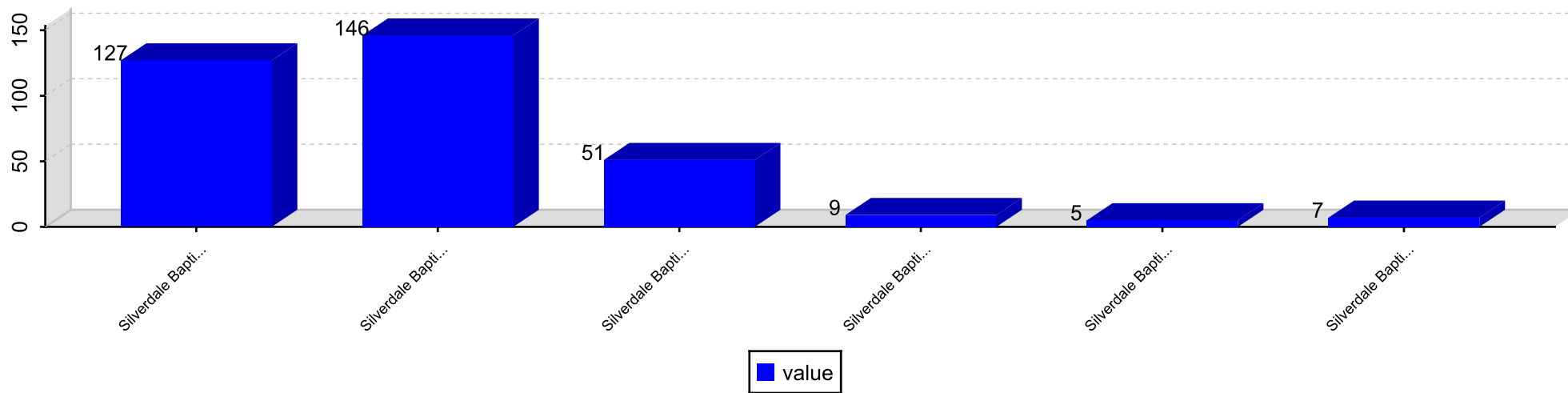
Question 30. Our school ensures that the facilities support student learning.

Overall Responses By Question

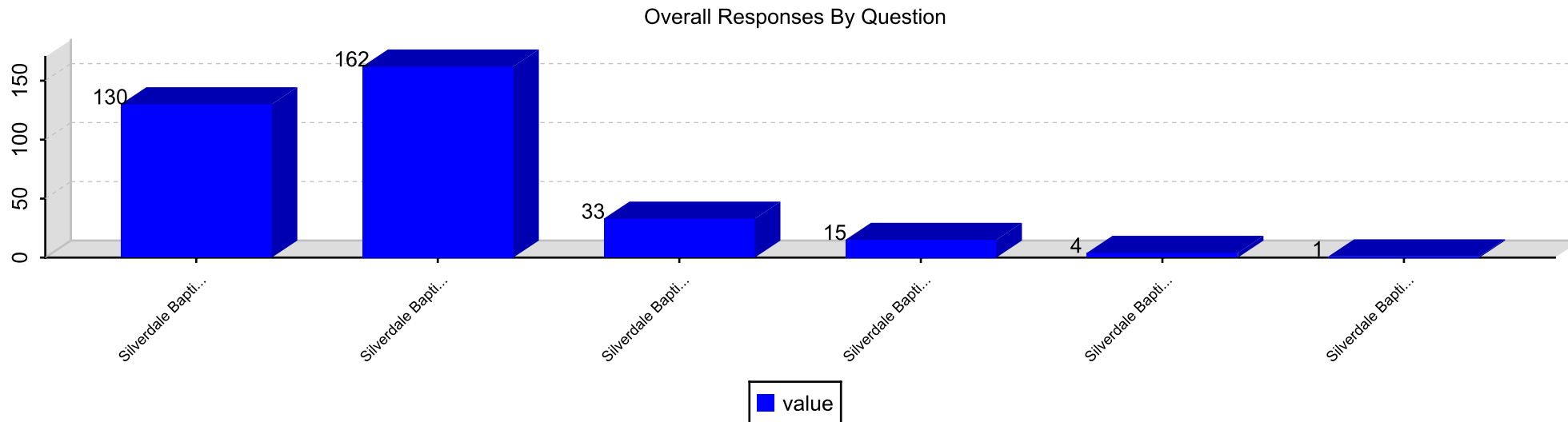


Question 31. Our school ensures the effective use of financial resources.

Overall Responses By Question



Question 32. Our school ensures that instructional time is protected and interruptions are minimized.

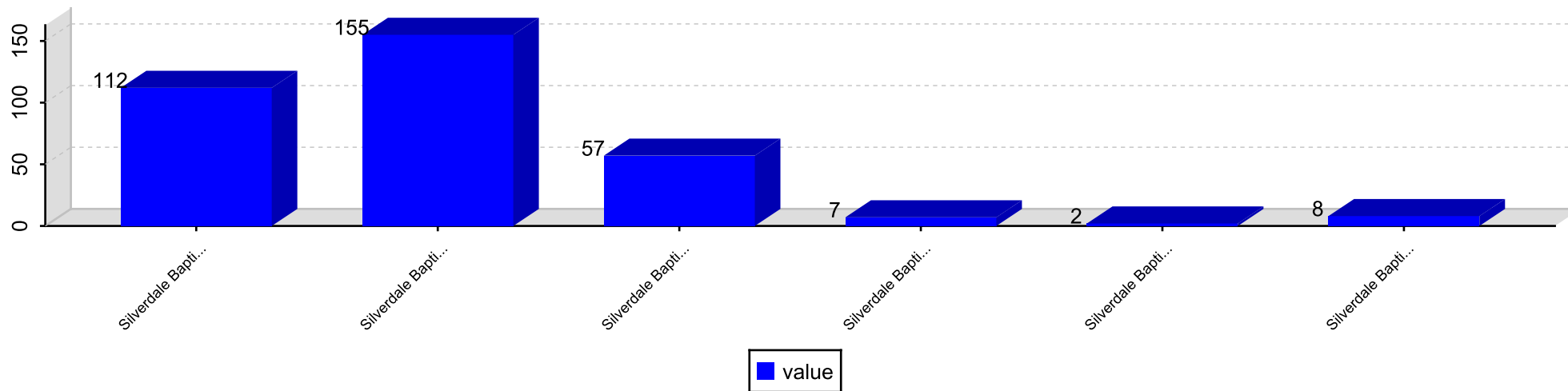


Section: Using Results for Continuous Improvement

Responses By Question

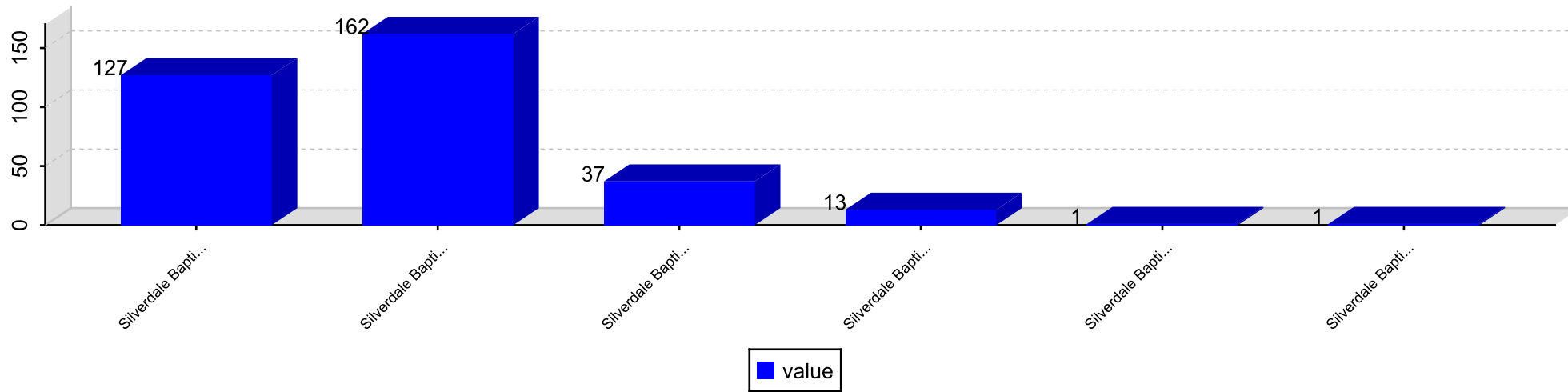
Question 33. Our school ensures that all staff members monitor and report the achievement of school goals.

Overall Responses By Question



Question 34. My child is prepared for success in the next school year.

Overall Responses By Question



Question 35. My child has administrators and teachers that monitor and inform me of his/her learning progress.

